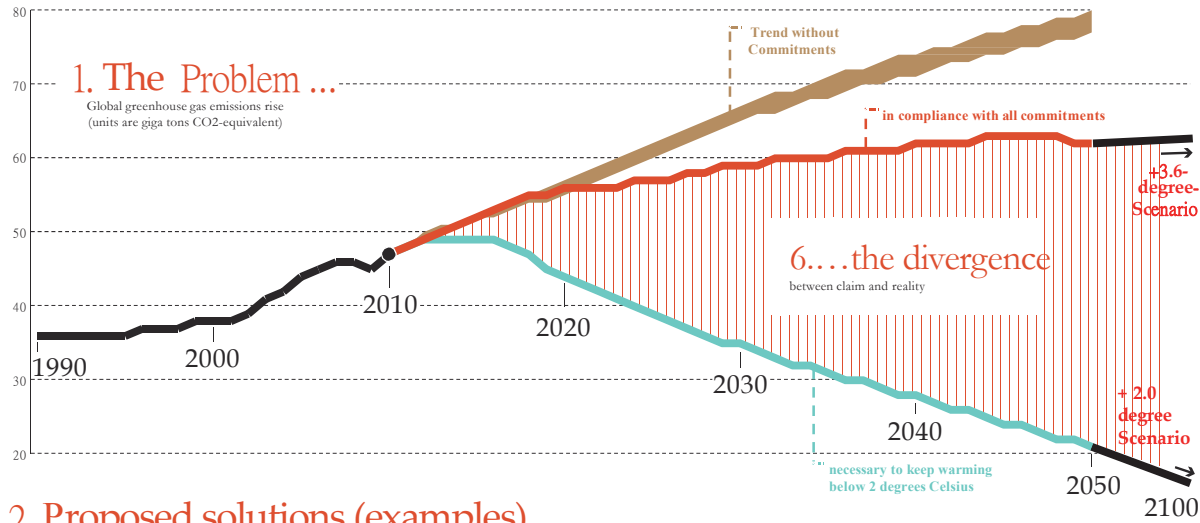


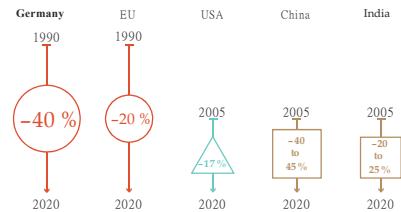


# The Tricks of Climate Politicians

The climate summit in Lima next week will deal once more with commitments about climate protection: In 2010, the United Nations had determined to limit global warming to a maximum of two degrees Celsius. However, some nations undermine this resolution using accounting tricks.



## 2. Proposed solutions (examples)



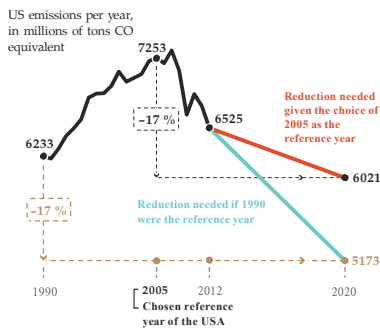
The commitments are not easily comparable. For example, the reduction targets of Germany and the EU refer to different base years than the USA. China and India have entirely different approaches: They do not want to cap their absolute emissions, but moderate their increase relative to economic growth.



## 3. The accounting tricks

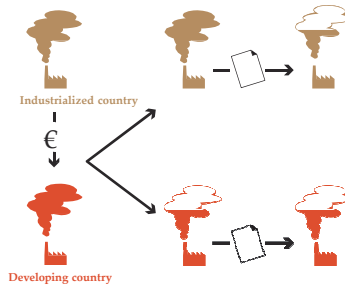
For example the choice of the base year ...

The USA does not refer its reduction target to the base year 1990 – as defined in the Kyoto Protocol – but instead to 2005. The reason: their greenhouse gas emissions in 2005 were very high after the economic boom of the 1990s. The financial crisis then led to reduced emissions just as the fracking boom did by replacing coal-based electricity with more climate friendly natural gas. Emissions in the USA



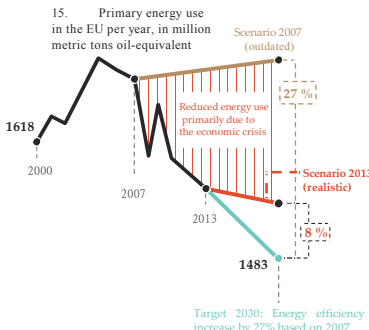
... Or double-counting

When a developed country finances climate protection measures in a developing country, it gets credit for the generated emissions reductions. However, these reductions are also accounted for in the climate balance sheets of the developing country, thus it is counted double. This amounts to 1.6 giga tons CO<sub>2</sub>-equivalent worldwide, over 3% of global total emissions.




... or outdated scenario

The EU's energy efficiency target from October – a 27% increase until 2030 – refers to an outdated scenario for energy use starting in 2007, i.e. before the financial and economic crisis. This efficiency target would shrink to 8% if a 2013 scenario were used as a reference.

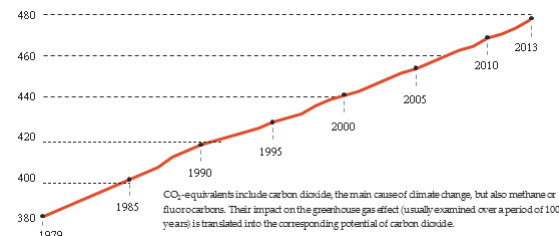


## 4. The result

Greenhouse gas emissions per capita in metric tons 2012 (Qatar: 2010)



The atmospheric greenhouse gas levels rise each year (the greenhouse gas levels are calculated as parts per million (ppm) CO<sub>2</sub>-equivalent)



CO<sub>2</sub>-equivalents include carbon dioxide, the main cause of climate change, but also methane or fluorocarbons. Their impact on the greenhouse gas effect (usually examined over a period of 100 years) is translated into the corresponding potential of carbon dioxide.

Illustration: Dieter Duneka

Researcher: Dirk Asendorp

Sources: IDDRI, ECOFYS, PIK, climateaction-tracker.org, NOAA, IEA, BMU, UNEP, EPA, Worldbank, EDGAR