

Global Change Research: A Historical Perspective and Future Challenges

Guy P. Brasseur

National Center for Atmospheric Research

Boulder, CO



The Planet under stress

A Profound Transformation of the Earth System is Underway



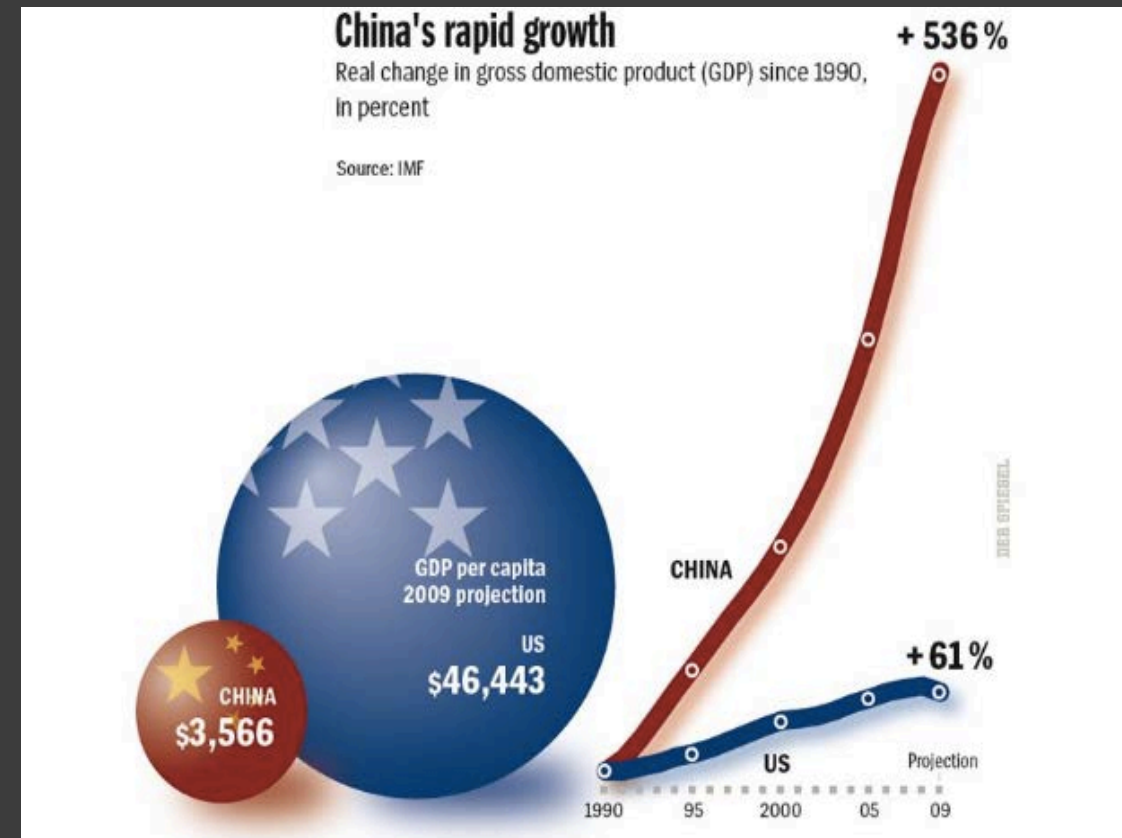
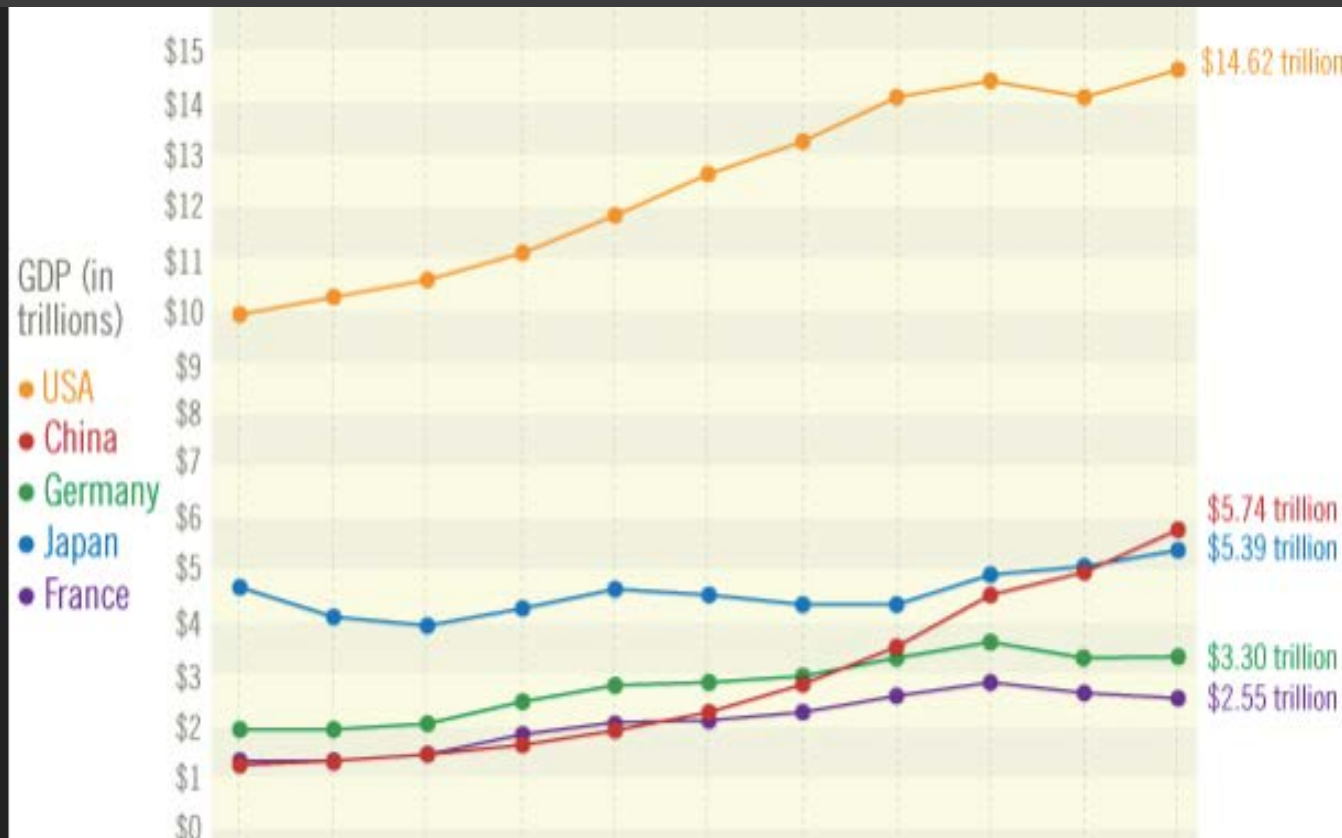
During the last 50 years,

- the **human population** has risen from 2 to 7 billion,
- **economic activity** has increased ten-fold,
- the **connectivity of the human enterprise** has risen dramatically through globalisation of economies and **flow of people, information, products and diseases**.
- Intensification and diversification of **land-use** and **advances in technology** has led to rapid changes in biogeochemical cycles, hydrological processes and landscape dynamics.

Population has been growing rapidly



Gross Domestic Product (trillions \$)



Inequalities in the World

The food
available to a
family in
different parts
of the world

Source: W. Cramer
Chr. Müller,
PIK

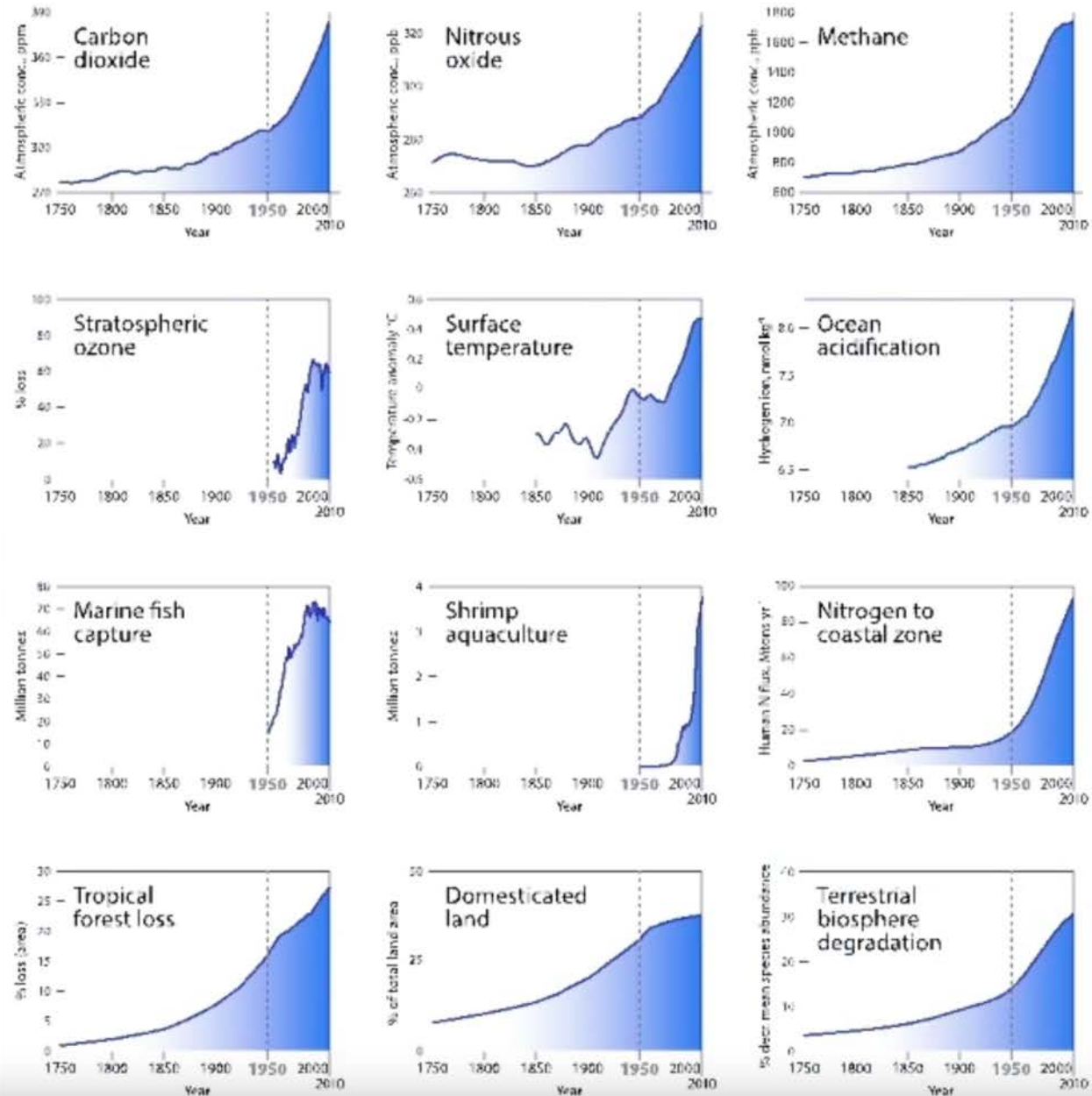


The Great Acceleration

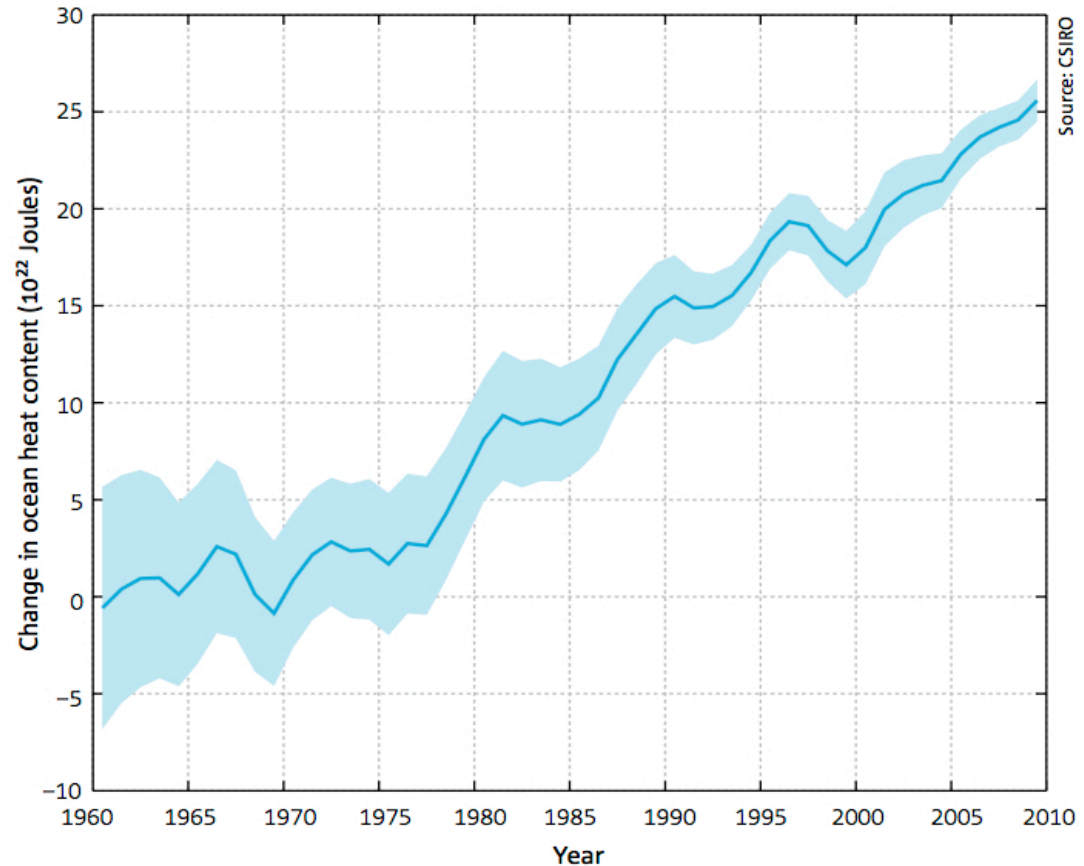
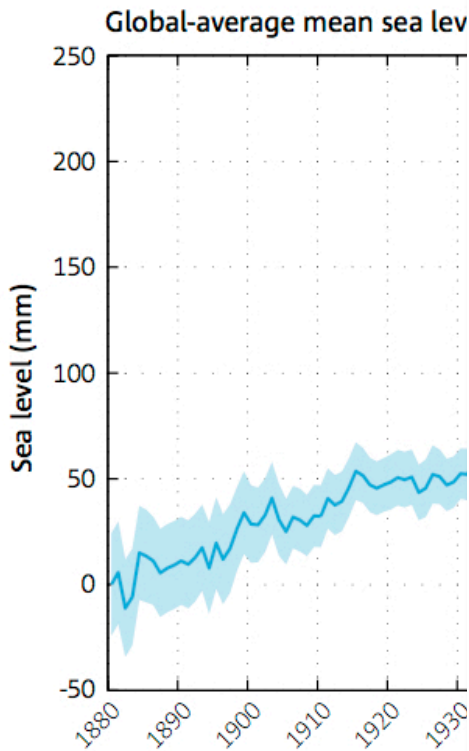
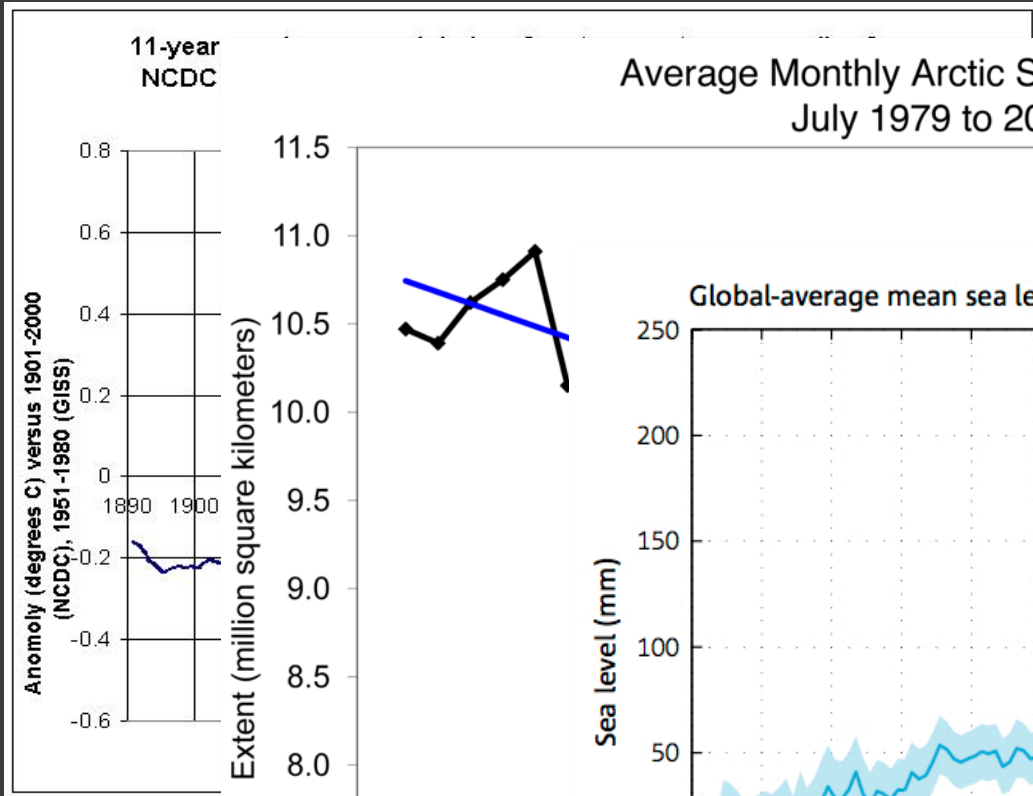
Global Impact

- Greenhouse gases
- Ozone depletion
- Climate
- Marine ecosystems
- Coastal zone
- Nitrogen cycle
- Tropical forests
- Land systems
- Biosphere integrity

Earth system trends



Climate System Trends



Climate models shows that the Earth is moving out of the state it has encountered at least in the last million year

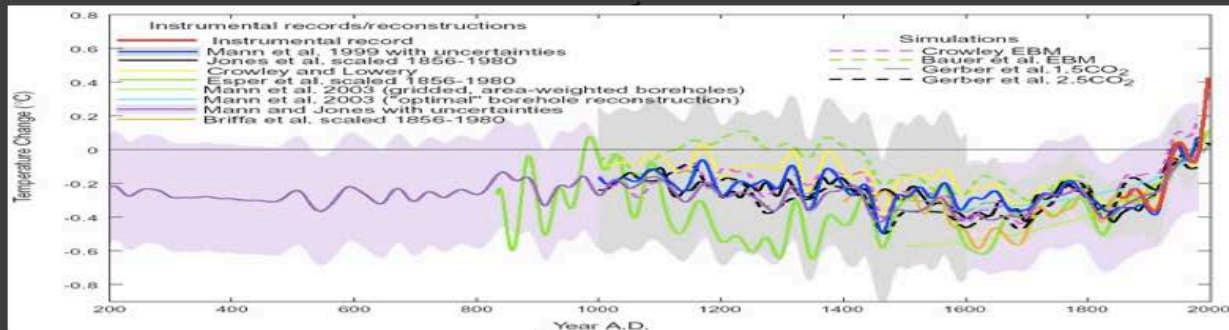
Earth System moves to uncertain State? Severe challenge to contemporary civilization.

“Committed” Climate Change

IPCC Projections
2100 AD

Global Temperature
(° C)

N.H. Temperature (° C)



0
1
2
3
4
5
6

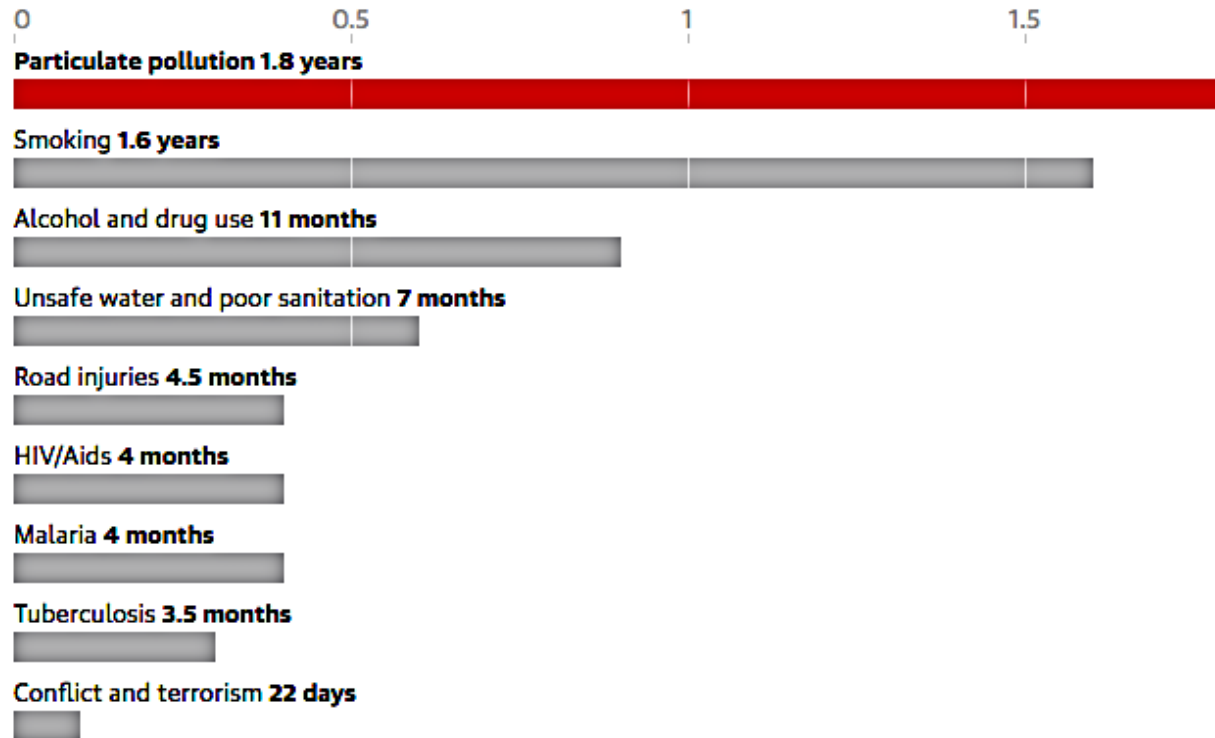
Now



Air pollution is today the first killer in the world

The air quality life index has calculated that air pollution cuts average life expectancy per person by almost two years

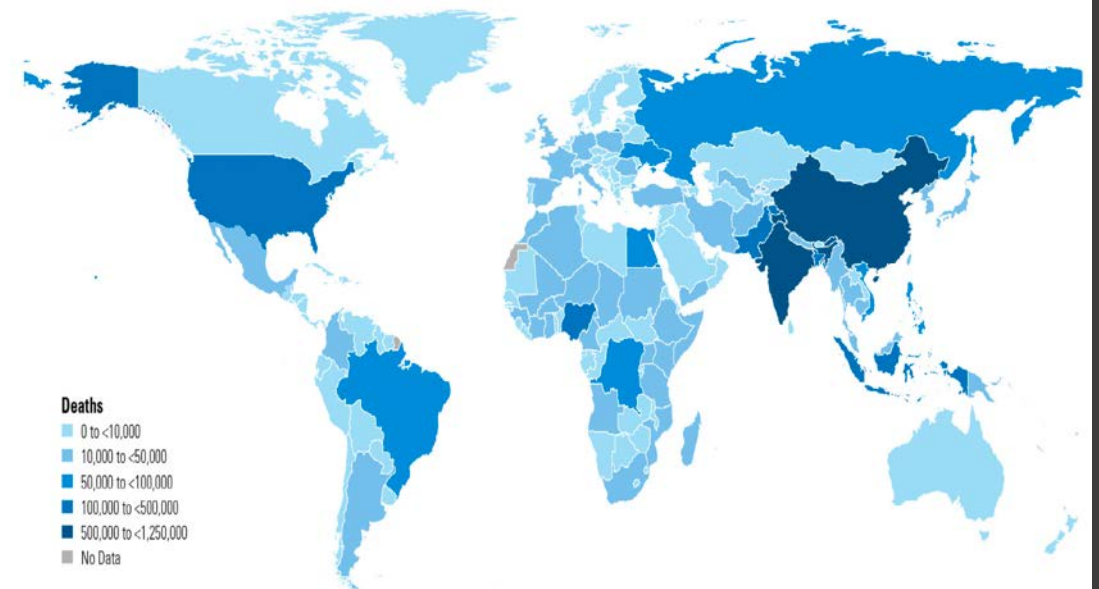
Index, 1 = 1 year



Guardian graphic | Source: AQLI



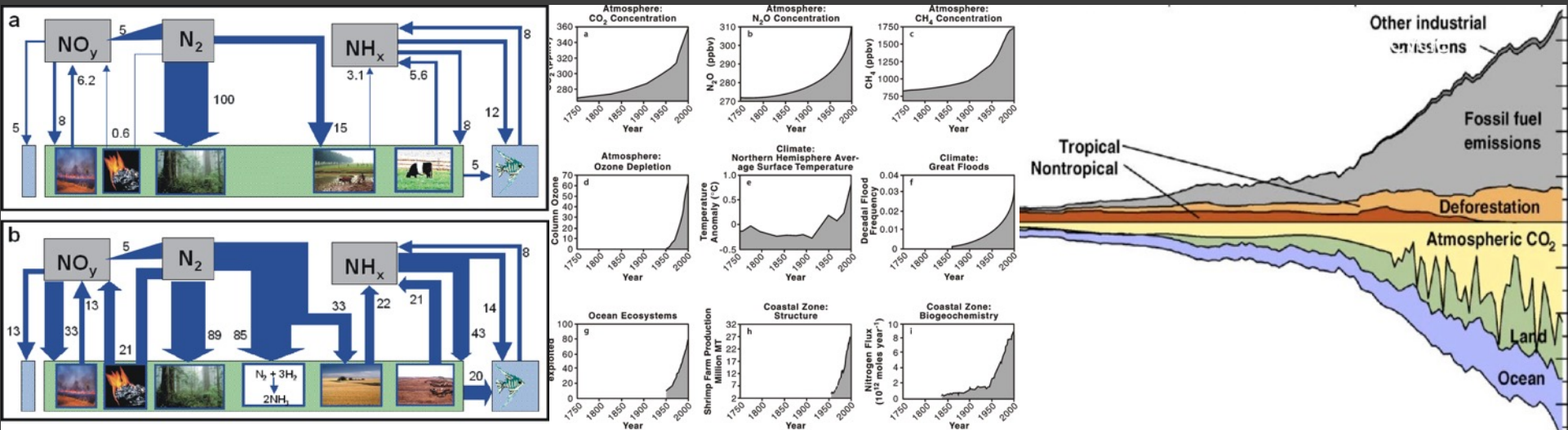
Figure 9. Numbers of deaths attributable to air pollution in countries around the world in 2017.



Health Effects Institute, Boston.



The Anthropocene: A New Epoch in Earth History?



From Will Steffen

A Historical Perspective

MÉMOIRE

1824

SUR

LES TEMPÉRATURES DU GLOBE TERRESTRE ET
DES ESPACES PLANÉTAIRES.


PAR M. FOURIER.

La question des températures terrestres, l'une des plus importantes et des plus difficiles de toute la philosophie naturelle, se compose d'éléments assez divers qui doivent être considérés sous un point de vue général. J'ai pensé qu'il serait utile de réunir dans un seul écrit les conséquences principales de cette théorie; les détails analytiques que l'on omet ici se trouvent pour la plupart dans les ouvrages que j'ai déjà publiés. J'ai désiré surtout présenter aux physiciens, dans un tableau peu étendu, l'ensemble des phénomènes et les rapports mathématiques qu'ils ont entre eux.

La chaleur du globe terrestre dérive de trois sources qu'il est d'abord nécessaire de distinguer.

1^o La terre est échauffée par les rayons solaires, dont l'inégale distribution produit la diversité des climats.

2^o Elle participe à la température commune des espaces planétaires, étant exposée à l'irradiation des astres innombrables qui environnent de toutes parts le système solaire.



Fourier and Tyndall

In **1861**, Irish physicist **John Tyndall** showed that gases such as methane and carbon dioxide absorbed infra-red radiation, and could trap heat within the atmosphere. They “would produce great effects on the terrestrial rays and produce corresponding changes of climate”.

THE
LONDON, EDINBURGH, AND DUBLIN
PHILOSOPHICAL MAGAZINE
AND
JOURNAL OF SCIENCE.

[FIFTH SERIES.]

APRIL 1896.

XXXI. *On the Influence of Carbonic Acid in the Air upon the Temperature of the Ground.* By Prof. SVANTE ARRHENIUS*.

I. *Introduction: Observations of Langley on Atmospheric Absorption.*

A GREAT deal has been written on the influence of the absorption of the atmosphere upon the climate. Tyndall† in particular has pointed out the enormous importance of this question. To him it was chiefly the diurnal and annual variations of the temperature that were lessened by this circumstance. Another side of the question, that has long attracted the attention of physicists, is this: Is the mean temperature of the ground in any way influenced by the presence of heat-absorbing gases in the atmosphere? Fourier‡ maintained that the atmosphere acts like the glass of a hot-house, because it lets through the light rays of the sun but retains the dark rays from the ground. This idea was elaborated by Pouillet§; and Langley was by some of his researches led to the view, that "the temperature of the earth under direct sunshine, even though our atmosphere were present as now, would probably fall to -200° C., if that atmosphere did not possess the quality of selective

* Extract from a paper presented to the Royal Swedish Academy of Sciences, 11th December, 1895. Communicated by the Author.

† 'Heat a Mode of Motion,' 2nd ed. p. 405 (Lond., 1865).

‡ *Mém. de l'Ac. R. d. Sci. de l'Inst. de France*, t. vii. 1827.

§ *Comptes rendus*, t. vii. p. 41 (1838).



Svante Arrhenius

In 1896, Swedish scientist Svante Arrhenius is the first to calculate the sensitivity (5°C) of climate to a doubling of atmospheric CO_2

551.510.4 : 551.521.3 : 551.524.34

THE ARTIFICIAL PRODUCTION OF CARBON DIOXIDE AND ITS INFLUENCE ON TEMPERATURE

By G. S. CALLENDAR

(Steam technologist to the British Electrical and Allied Industries Research Association.)

(Communicated by Dr. G. M. B. DOBSON, F.R.S.)

[Manuscript received May 19, 1937—read February 16, 1938.]

SUMMARY

By fuel combustion man has added about 150,000 million tons of carbon dioxide to the air during the past half century. The author estimates from the best available data that approximately three quarters of this has remained in the atmosphere.

The radiation absorption coefficients of carbon dioxide and water vapour are used to show the effect of carbon dioxide on "sky radiation." From this the increase in mean temperature, due to the artificial production of carbon dioxide, is estimated to be at the rate of 0.003°C. per year at the present time.

The temperature observations at 200 meteorological stations are used to show that world temperatures have actually increased at an average rate of 0.005°C. per year during the past half century.

Guy Stewart Callendar (1898-1964)

In 1938, Steam engineer **Guy Callendar** predicts a temperature increase of 0.3 °C per century, which should delay the "return of the deadly glaciers".

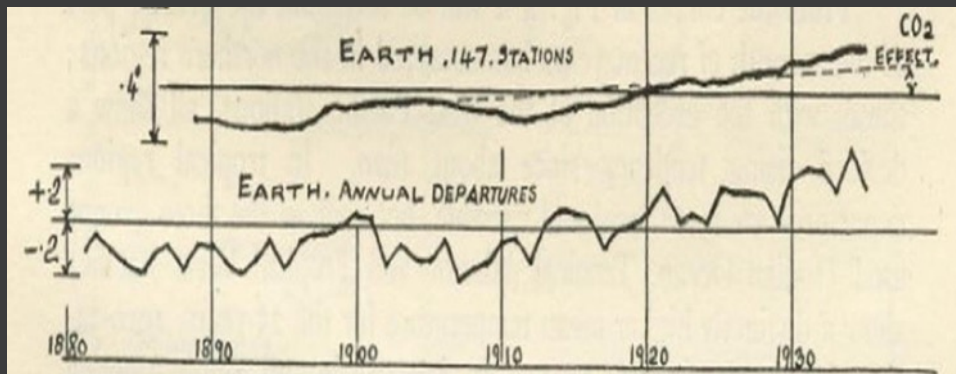



FIG. 4.—Temperature variations of the zones and of the earth. Ten-year moving departures from the mean, 1901-1930, °C.

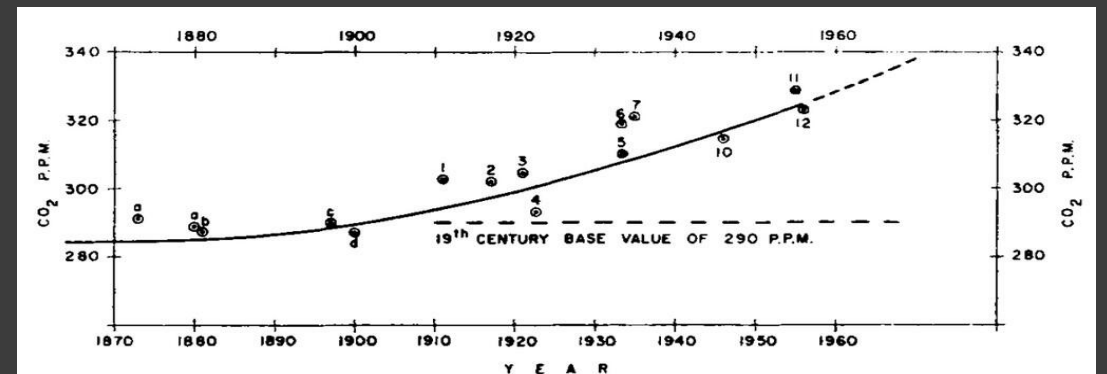
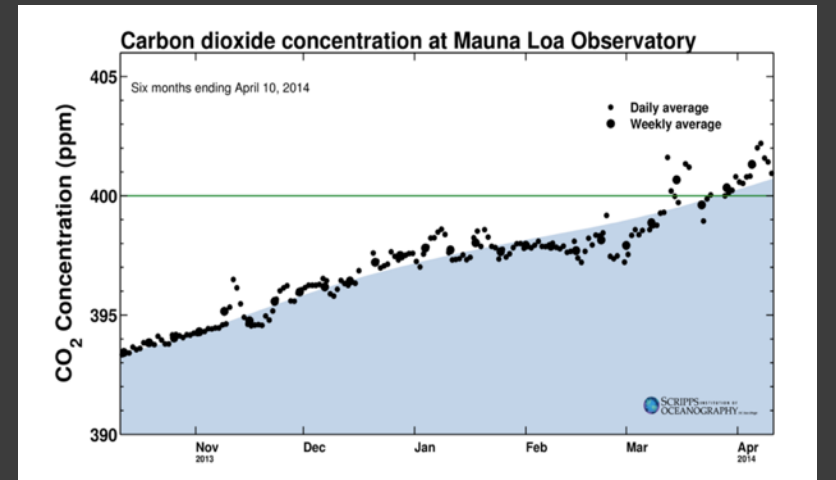
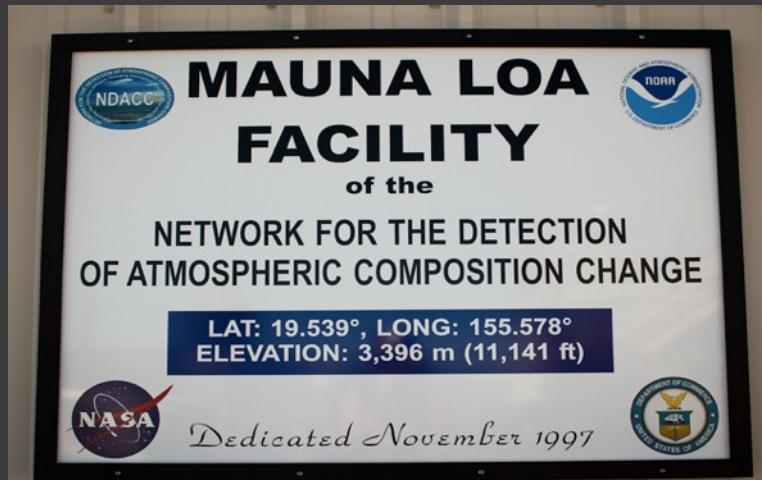


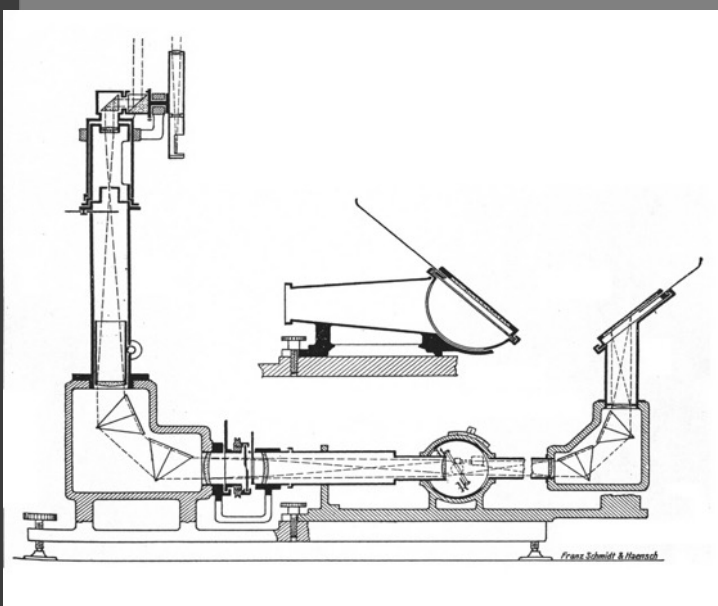
Fig. 1. Amount of CO₂ in the free air of the N. Atlantic region. 1870—1956. Full curve, amount from fossil fuel (See Appx. Table B. for numbered obs. points, and text Table 1 for the 19th century obs. points.)

Charles David Keeling


Starting in **1958**, monitoring of CO₂ at the Mauna Loa station shows that the level of this greenhouse gas is gradually increasing in the atmosphere even in remote areas: the problem is a global problem.




1920: Charles Fabry and Henri Buisson



In 1920, Charles Fabry and Henri Buisson at the University of Marseilles, France, by measuring the absorption of ultraviolet light in the atmosphere discover that the thickness of the **ozone column** at STP is only of the order of **3 mm**.



Charles Fabry



Henri Buisson

The Dobson Ozone Photographic Spectrometer of Gordon Dobson at Oxford, UK.

Gordon Dobson

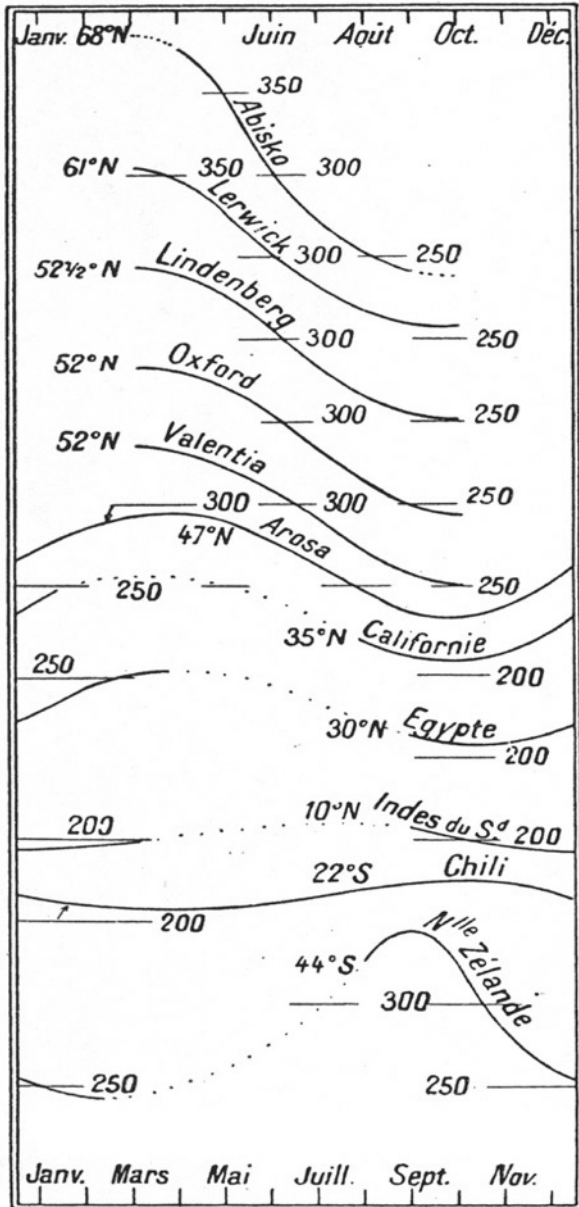

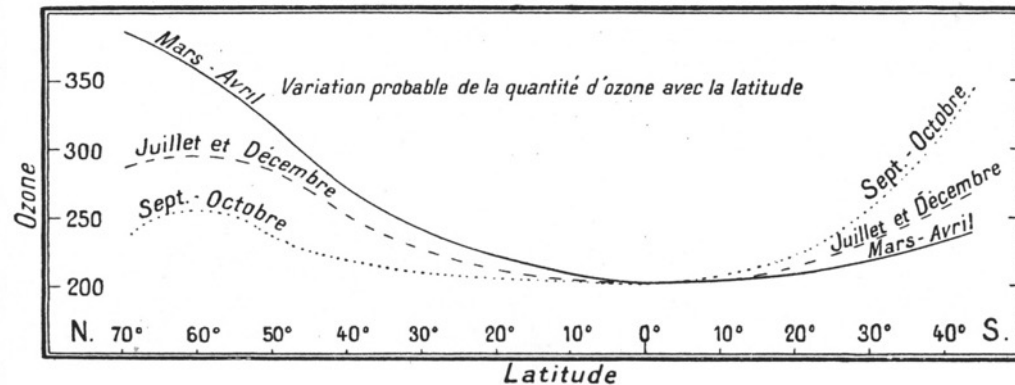


Fig. 3.




A Century of Tremendous Progress



Bjerknes


Numerical Weather Forecast




Richardson



Meteosat 9 IR10.8 20080525 0 UTC



ECMWF Fc 20080525 00 UTC+0h:



In **1967**, at the NOAA Geophysical Fluid Dynamics Laboratory in Princeton, **Syukuro Manabe et Richard Wetherald** make a first calculation of the effect of greenhouse gases using a 1-D radiative convective model. They derive in **1975** with a general circulation model and derive the effect on climate of a doubling in CO₂.



VOL. 32, NO. 1 JOURNAL OF THE ATMOSPHERIC SCIENCES JANUARY 1975

The Effects of Doubling the CO₂ Concentration on the Climate of a General Circulation Model¹

SYUKURO MANABE AND RICHARD T. WETHERALD

Geophysical Fluid Dynamics Laboratory/NOAA, Princeton University, Princeton, N.J. 08540

(Manuscript received 6 June 1974, in revised form 8 August 1974)

ABSTRACT

An attempt is made to estimate the temperature changes resulting from doubling the present CO₂ concentration by the use of a simplified three-dimensional general circulation model. This model contains the following simplifications: a limited computational domain, an idealized topography, no heat transport by ocean currents, and fixed cloudiness. Despite these limitations, the results from this computation yield some indication of how the increase of CO₂ concentration may affect the distribution of temperature in the atmosphere. It is shown that the CO₂ increase raises the temperature of the model troposphere, whereas it lowers that of the model stratosphere. The tropospheric warming is somewhat larger than that expected from a radiative-convective equilibrium model. In particular, the increase of surface temperature in higher latitudes is magnified due to the recession of the snow boundary and the thermal stability of the lower troposphere which limits convective heating to the lowest layer. It is also shown that the doubling of carbon dioxide significantly increases the intensity of the hydrologic cycle of the model.

Atmospheric Chemistry as a Dynamic Component of the Earth System

- The photochemical **theory of ozone** (Chapman, Bates, Nicolet, Crutzen, Cicerone, Solomon)
- Stratospheric ozone depletion and the **Antarctic ozone hole** (Crutzen, Molina, Rowland)
- The photochemistry of **smog** (Haagen-Smit)
- The oxidation potential of the atmosphere: the **OH radical** and **tropospheric ozone** as a global pollutant (Levy, Weinstock, Crutzen)

Chapman



Haagen
Smith




Crutzen




The Ocean as a Dynamical Component of the Earth System

- The **conveyor belt** (W. Broecker)
- The **thermohaline circulation** (W. Munk)
- Ventilation of the deep ocean (H. Stommel and P. Rhines)
- The **biological pump** for carbon (Revelle)
- Development of **ocean general circulation models** (K. Bryon)

W. Munk



K. Bryon





W. Broecker



The Biosphere as a Dynamic component of the Earth System


- The importance of **life** for the evolution of the Earth (W. Vernadsky)
- Importance of **vegetation-albedo feedback** (e.g., instability of the Sahara by Charney)
- Increasing atmospheric **concentration of CO₂** and the role of the carbon cycle in the Earth System (Keeling, Sr and Jr., Tans)
- The role of the **biosphere** in controlling the **chemical composition** of the natural atmosphere.
- The importance of **large wildfires** (P. Crutzen)

Vernadsky



Keeling

The Earth as a Complex Nonlinear Interactive System




Ed Lorenz



Jim Lovelock

- The Lorenz attractors: the limit of **predictability**.
- The **Vostock Ice core** and **glacial/interglacial transitions** (Oeschger, Lorius)
- The Dansgaard/Oeschger cycles
- The **CLAW hypothesis** (R. Charlson, M. Andreae, et al.)
- The realization of the importance of the **carbon cycle** (B. Bolin, R. Revelle)
- Gaia hypothesis (J. Lovelock)

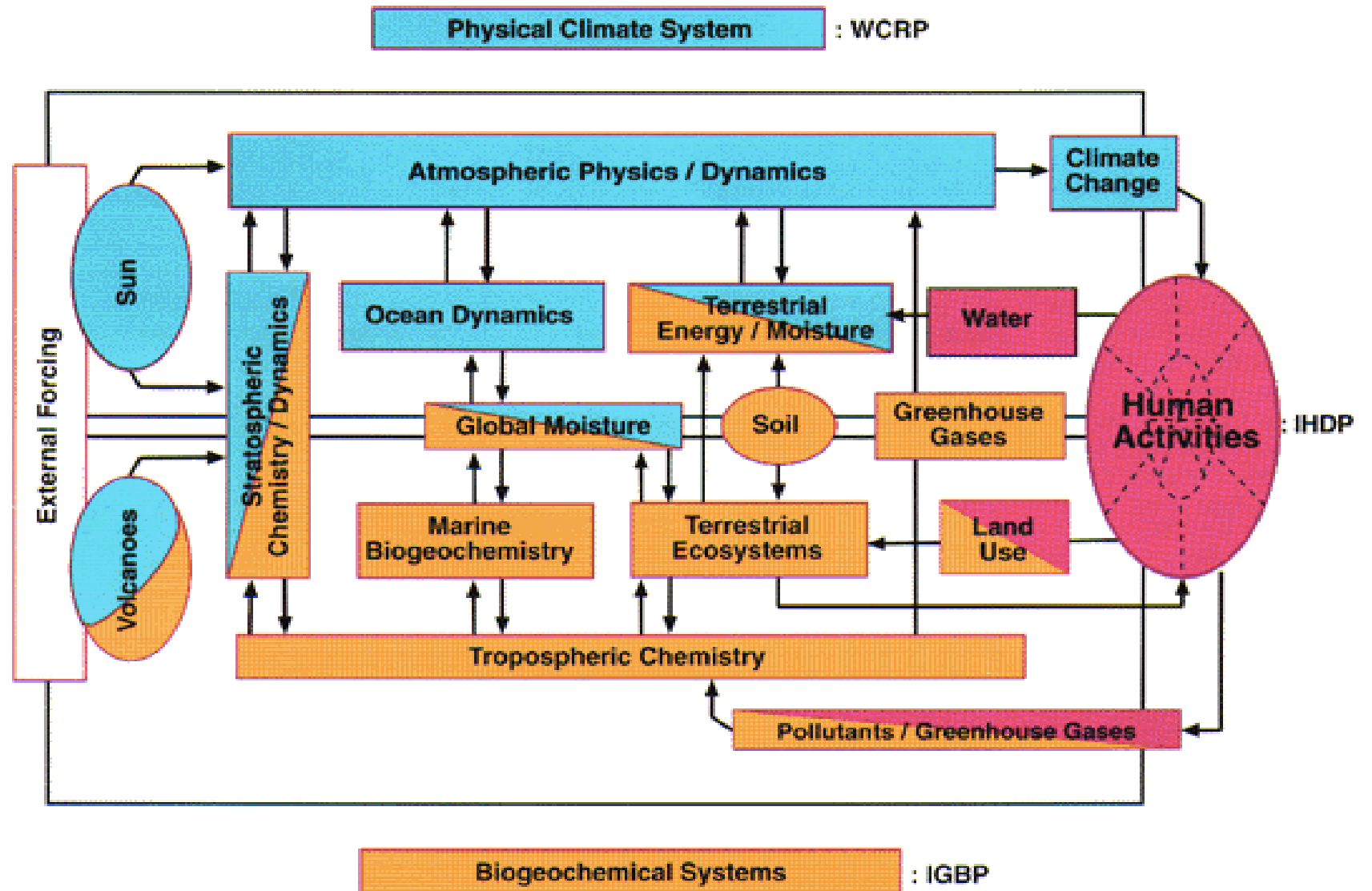


Bert Bolin



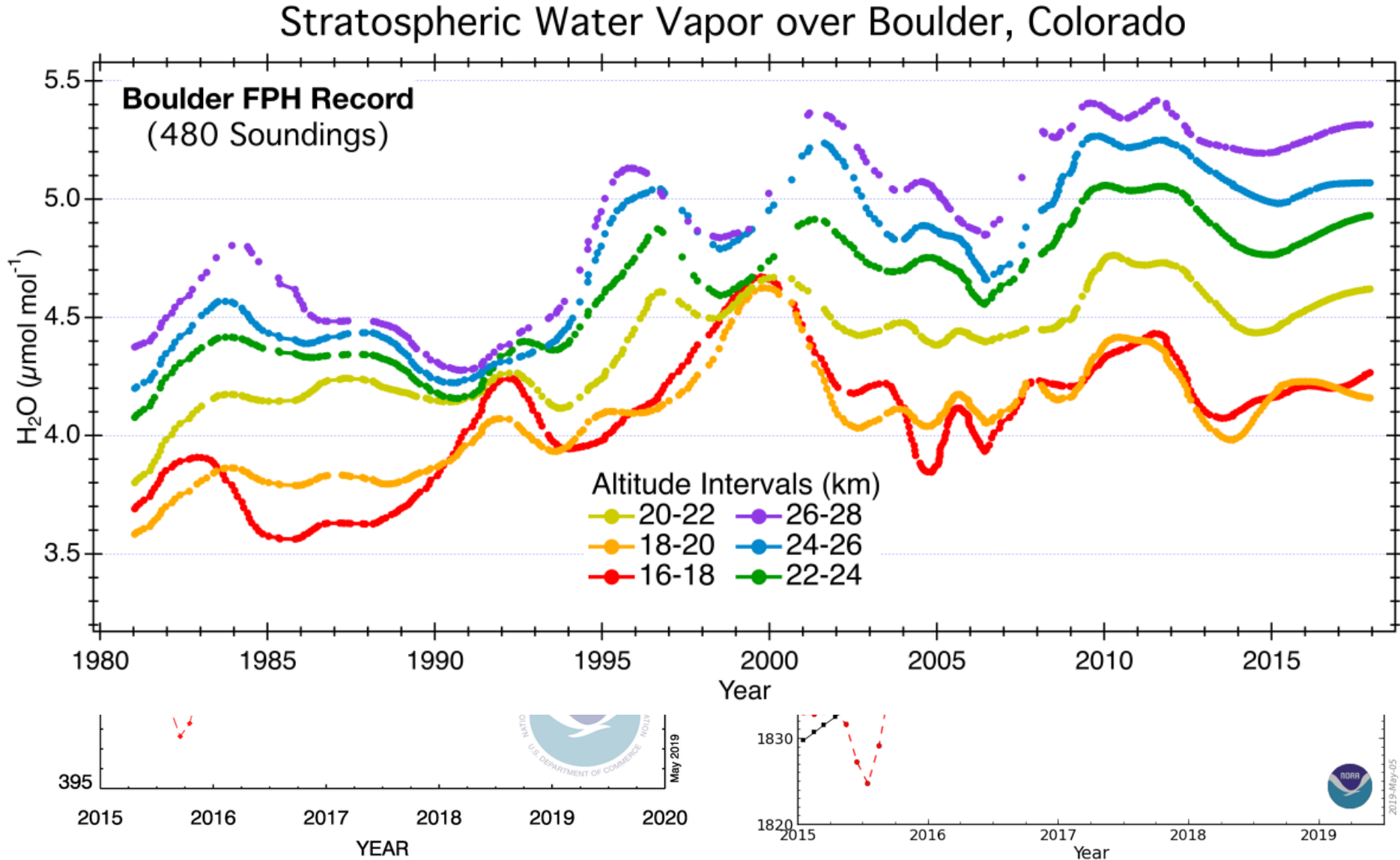
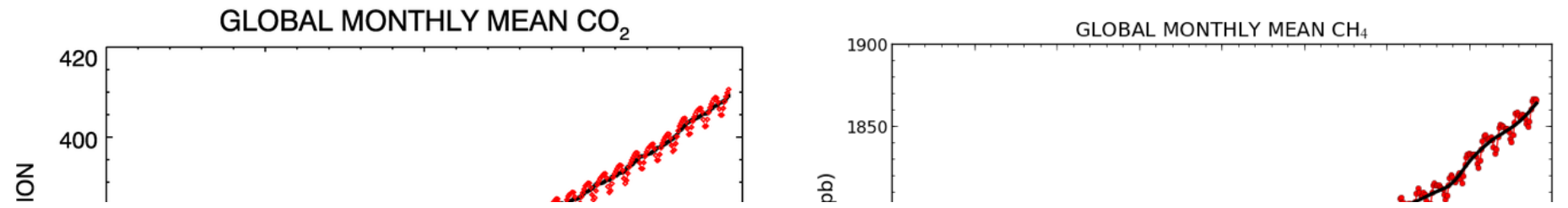
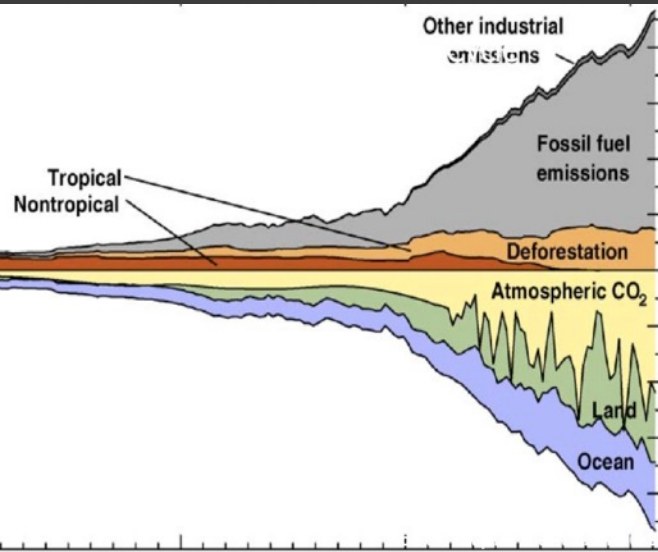
Roger Revelle

Bretherton's diagram shapes global change research for the decades ahead



NOAA Boulder


The Importance of Monitoring the State of the Environment



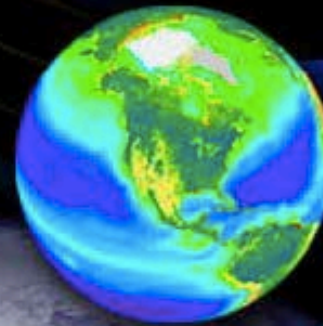
Earth System Science: the big picture

Ability to give the earth a "health check"

EO for Climate (Earth system)
Diagnosis & Prediction



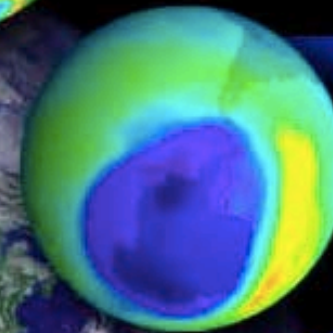
Cryosphere




Geohazards



Atmospheric
Composition

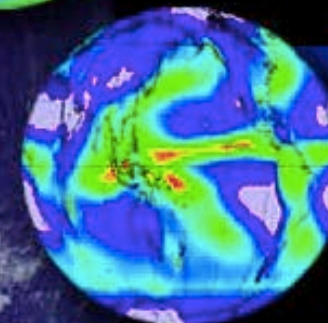


Hazardous
Weather
&
Flooding

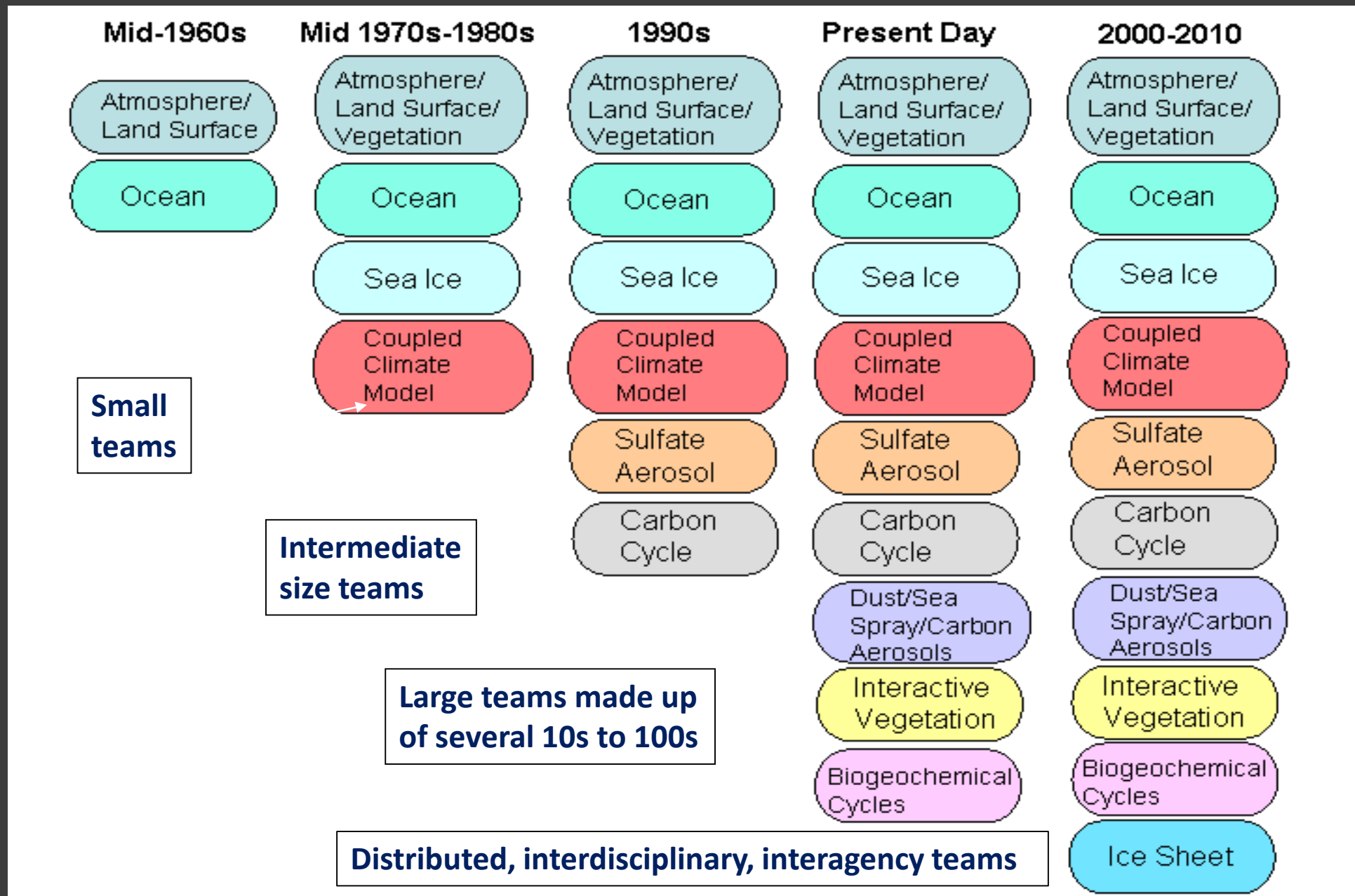


Data
Assimilation

Carbon
Cycles



Timeline of Climate Model Development



International Programs and Environmental Diplomacy

An Important Milestone



This conference was followed by other UN conferences in Rio de Janeiro in 1992 and 2012.

- *The landmark UN Stockholm Conference* in 1972 recognized that:
- **science** and technology should be used to **improve the environment**,
- research and education in environmental sciences should be promoted,
- **cooperation on international issues** should be regarded as essential.



United Nations Environment Programme
environment for development



Climate
Change



Disasters
& Conflicts



Ecosystem
Management



Environmental
Governance



Chemicals
& Waste



Resource
Efficiency



Environment
Under Review

Mission

"To provide leadership and encourage partnership in caring for the environment by inspiring, informing, and enabling nations and peoples to improve their quality of life without compromising that of future generations."

Climate Change

Introduction | Science | Tools | Partners



United Nations
Framework Convention on
Climate Change

Adaptation

Building resilience to
climate change

Mitigation

Moving towards low
carbon societies

REDD+

Reducing
Emissions from
Deforestation and
forest Degradation

Finance

New finance
models for the
green economy

1979



- Cryosphere and Climate
- Water, Energy and Climate
- Atmosphere, Oceans and Climate
- Atmospheric Chemistry and Dynamics
- Climate Projections: Past, Present and Future

Tweets [Follow](#)

WCRP @WCRP_climate 21 Mar
 #LACC2014 seek to set a science agenda for improving capabilities of NHMs and climate services in Latin America and Caribbean region

WCRP @WCRP_climate 21 Mar

WCRP conferences
 Trending Now: Water

WCRP upcoming events

MAR 24 [WCRP Grand Challenge](#)

WCRP News

The 5th SPARC General Assembly in Brief 13.03.2014

Approximately 300 scientists from around the world participated in the **5th SPARC General Assembly**, which was held in Queenstown, New Zealand, on 12-17 January 2014. The program reflected the recently

Science Highlights

CMIP6: Preparing for the Next Phase 21.03.2014

With the fifth phase of the Coupled Model Intercomparison Project (CMIP) mostly completed, the WCRP Working Group on

WMO Global Framework for Climate Services

Future Earth



1987



ABOUT

- WHAT WE DO
- ORGANISATION
- VISION
- HISTORY
- SUSTAINABILITY
- ACRONYM LIST
- GET INVOLVED
- GUIDELINE DOCUMENTS
- LOGOS




photo: NASA-Visible Earth

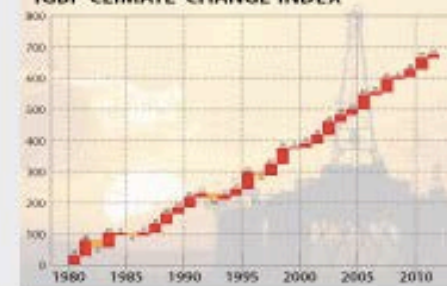
Translate with Google Translate

FOLLOW US



IGBP CLIMATE CHANGE INDEX

IGBP CLIMATE-CHANGE INDEX



SIGN UP!

Sign up for news alerts. Become part of the network

LATEST NEWS



Mar 20, 2014
Conference - Global Challenges: Achieving Sustainability

About

IGBP was launched in 1987 to coordinate international research on global-scale and regional-scale interactions between Earth's biological, chemical and physical processes and their interactions with human systems. IGBP views the Earth system as the Earth's natural physical, chemical and biological cycles and processes AND the social and economic dimensions.

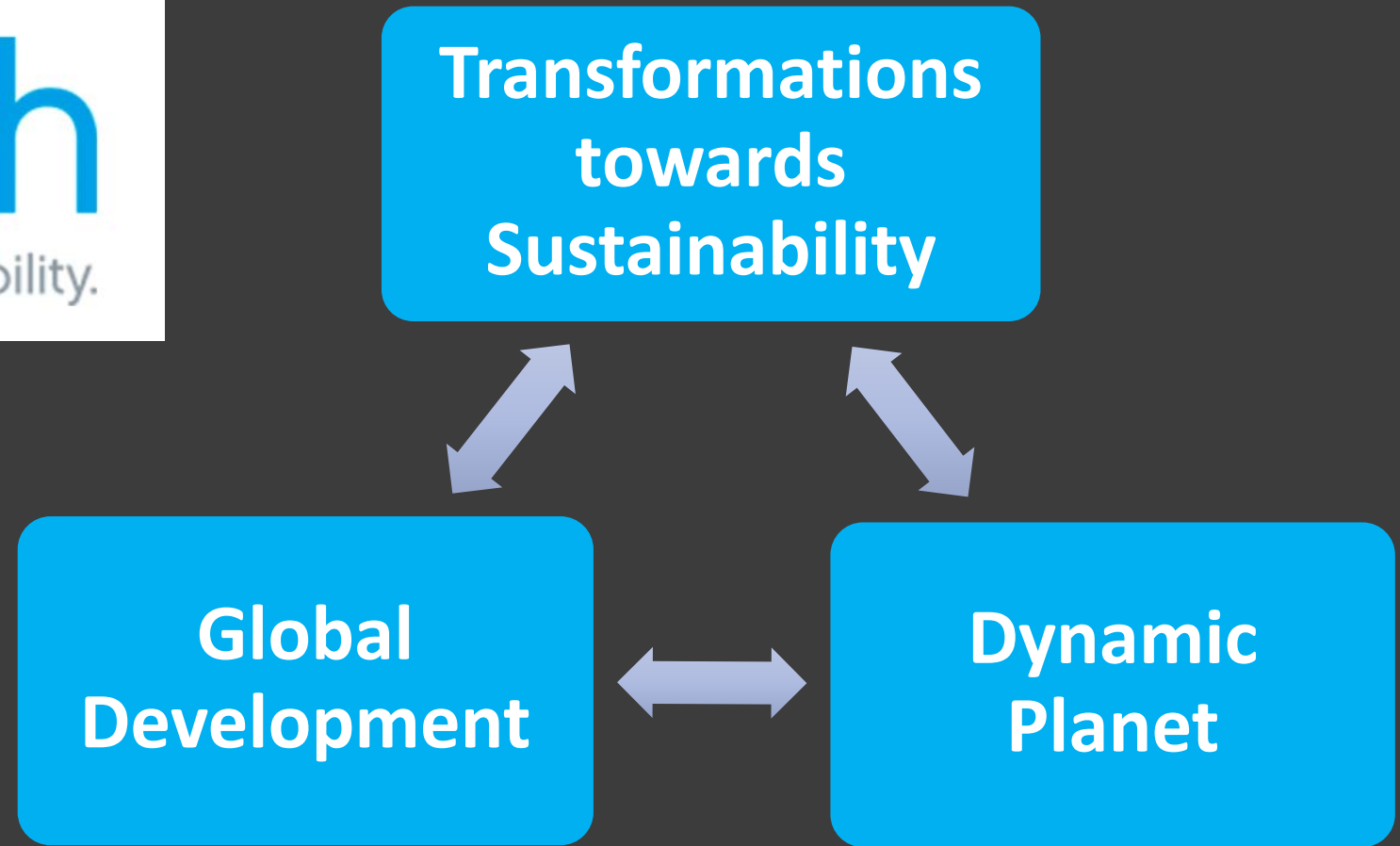
NEXT EVENTS

Apr 7 - Apr 11, 2014
29th IGBP SC Meeting

Apr 7 - Apr 12, 2014
Arctic Science Summit



- [Water-Energy-Food Nexus](#)
- [Ocean](#)
- [Transformations](#)
- [Natural Assets](#)
- [Sustainable Development Goals](#)
- [Urban](#)
- [Health](#)
- [Finance & Economics](#)
- [Systems of Sustainable Consumption and Production](#)
- [Decarbonisation](#)
- [Emergent Risks and Extreme Events](#)



Observing systems, models, theory development, data management, research infrastructures



SUSTAINABLE DEVELOPMENT GOALS

17 GOALS TO TRANSFORM OUR WORLD

<p>1 NO POVERTY</p>	<p>2 ZERO HUNGER</p>	<p>3 GOOD HEALTH AND WELL-BEING</p>	<p>4 QUALITY EDUCATION</p>	<p>5 GENDER EQUALITY</p>	<p>6 CLEAN WATER AND SANITATION</p>
<p>7 AFFORDABLE AND CLEAN ENERGY</p>	<p>8 DECENT WORK AND ECONOMIC GROWTH</p>	<p>9 INDUSTRY, INNOVATION AND INFRASTRUCTURE</p>	<p>10 REDUCED INEQUALITIES</p>	<p>11 SUSTAINABLE CITIES AND COMMUNITIES</p>	<p>12 RESPONSIBLE CONSUMPTION AND PRODUCTION</p>
<p>13 CLIMATE ACTION</p>	<p>14 LIFE BELOW WATER</p>	<p>15 LIFE ON LAND</p>	<p>16 PEACE, JUSTICE AND STRONG INSTITUTIONS</p>	<p>17 PARTNERSHIPS FOR THE GOALS</p>	

The Future

Grand Challenges

Multiple stressors lead to
major
planetary problems

Energy and Carbon

Water Scarcity

Food Availability

Air Quality

Human Health

Urbanization and Population

Migration

Poverty and Education

Fundamental research remains key for
addressing these complex questions

- Understand **interactions and feedbacks** in the entire Earth System
- Develop **integrated regional studies** to assess the two-way coupling between the **biophysical** and **social** systems
- Improve existing **climate tools** (observations, models)
- Integrate **new approaches**, priorities, capabilities
- Cooperate with **new partners**

Grand challenges addressed by WCRP




ICSU
International Council for Science



World Climate Research Programme



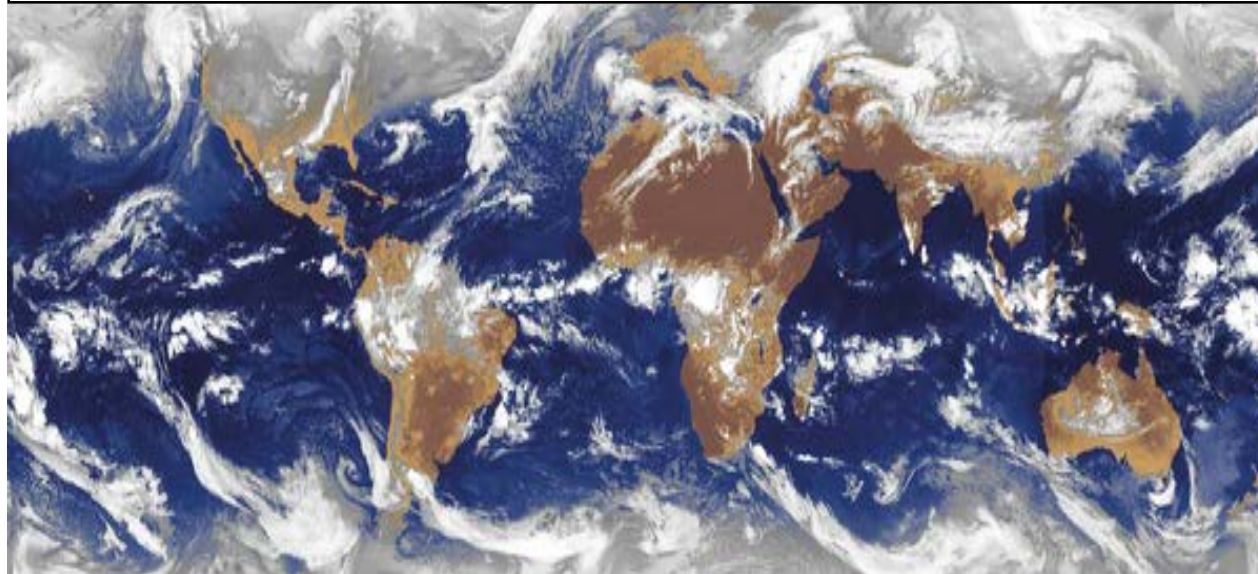
Clouds & Circulation



How will clouds and circulation respond to global warming or other forcings?

How do clouds couple to circulations in the present climate?

How do these processes determine climate sensitivity to increasing greenhouse gases



NASA Earth Observatory



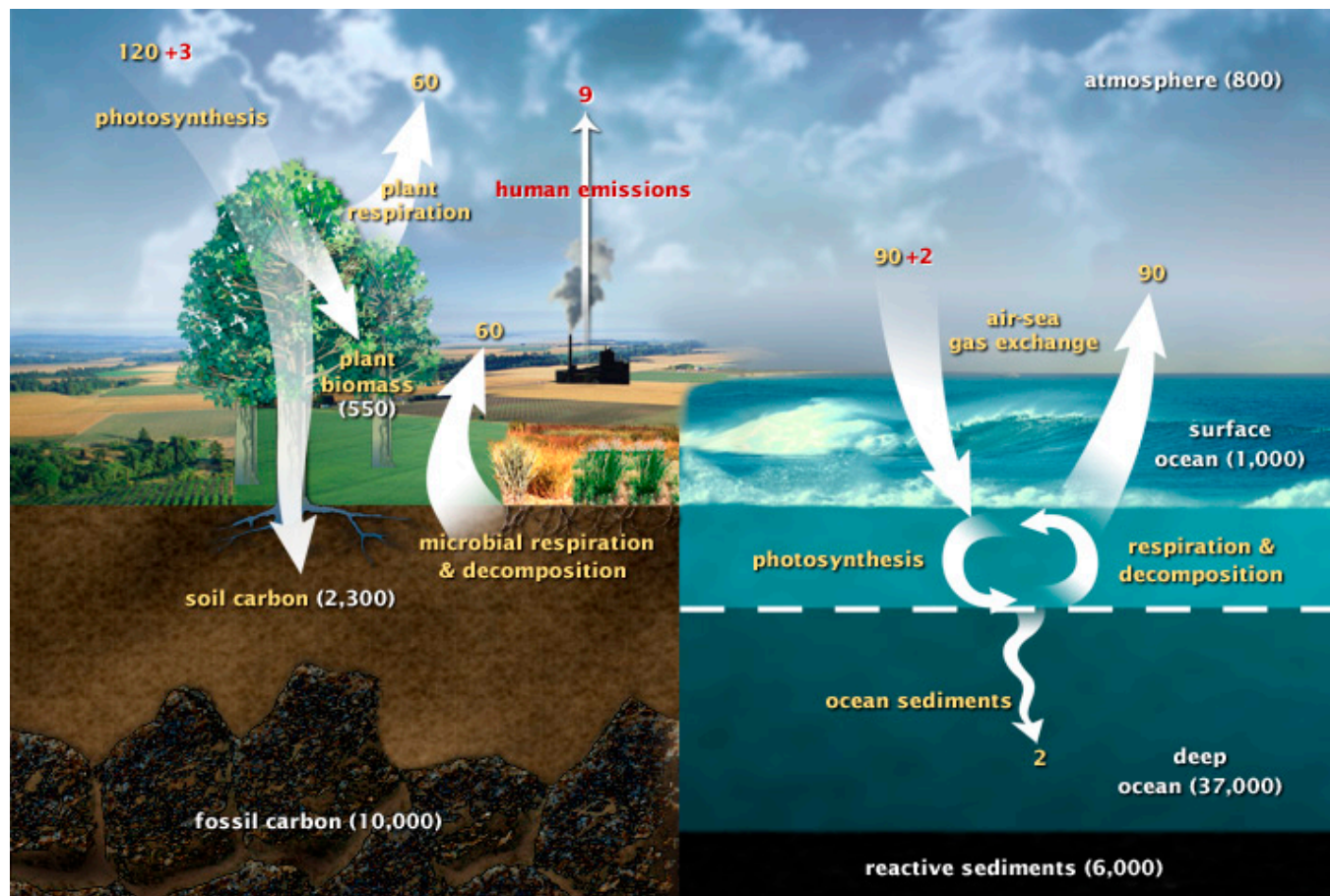
ICSU
International Council for Science



World Climate Research Programme



Climate & Carbon




What are the drivers of land and ocean carbon sinks?

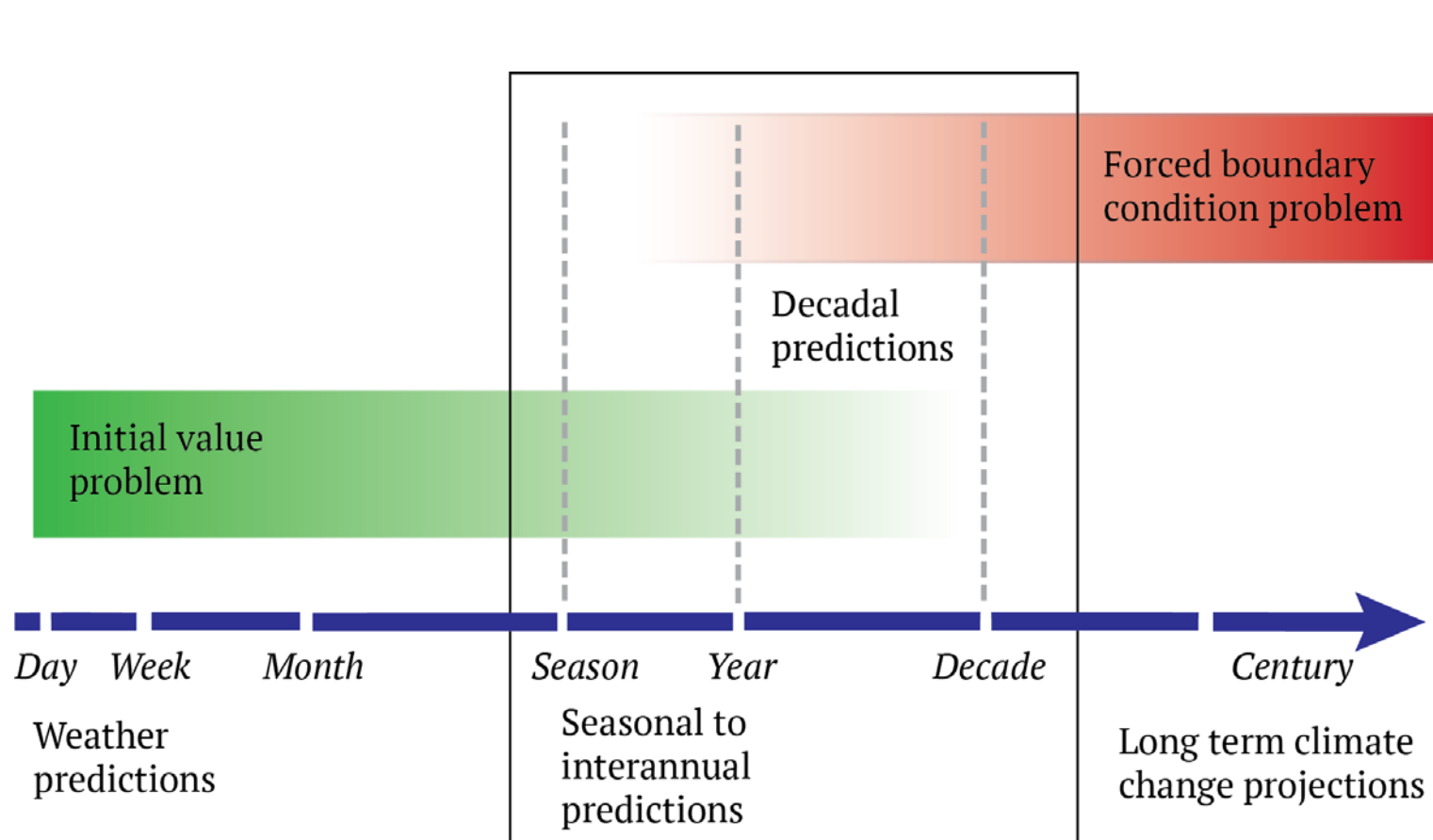
What is the potential for amplification of climate change over the 21st century via climate-biogeochemical feedbacks?

How do greenhouse gases fluxes from highly vulnerable carbon reservoirs respond to changing climate?

A conceptual illustration of the carbon cycle. NASA Earth Observatory.



Near-Term Prediction



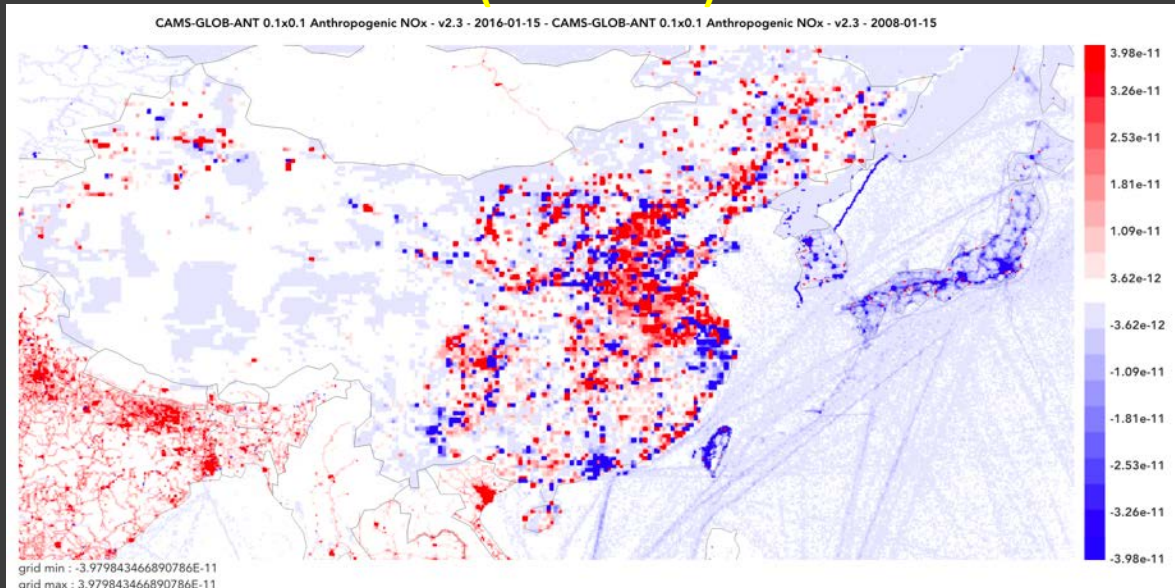
How can we enhance the understanding of sources of decadal predictability?

How can we serve decadal prediction information as is already done for seasonal prediction?

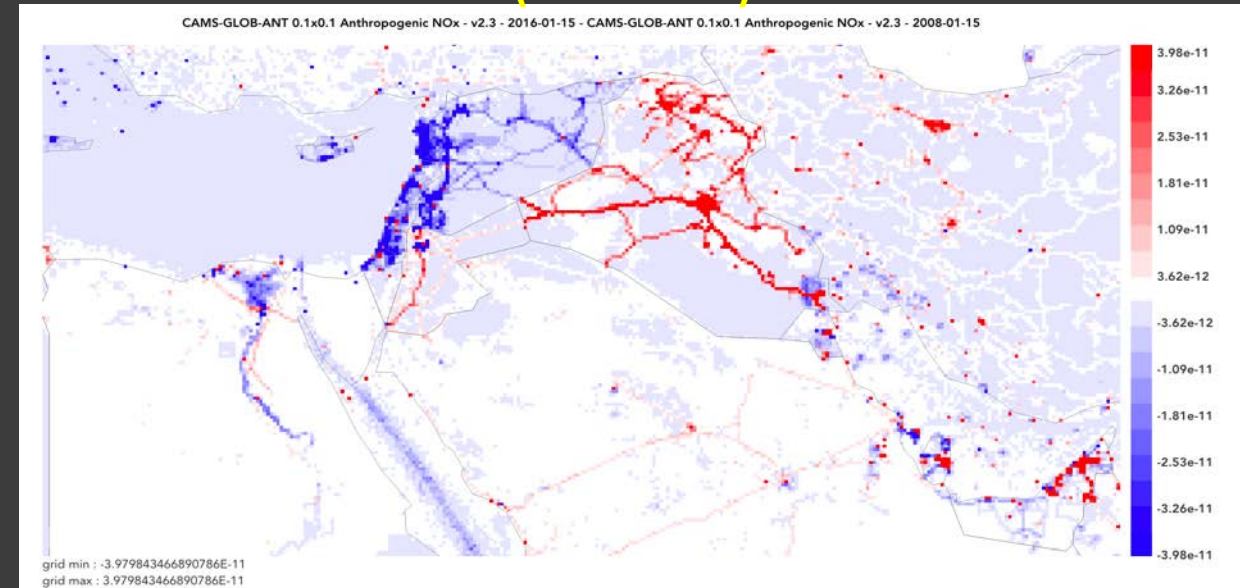
Changing chemical regimes are changing in a dynamical world

Changes in emissions of NO, CO and hydrocarbons (e.g., reduced urban pollution, enhanced wildfires) resulting from mitigation measures and climate change will lead to a revision of policies to combat air pollution.

Changing NO emissions in China, India and Japan (2008-2016)



Changing NO emissions in the Middle East (2008-2016)



A new focus Environmental Security for Humanity

Security is not only maintaining territorial integrity and domestic peace.

It must value economic prosperity, stability, health and well-being of populations.

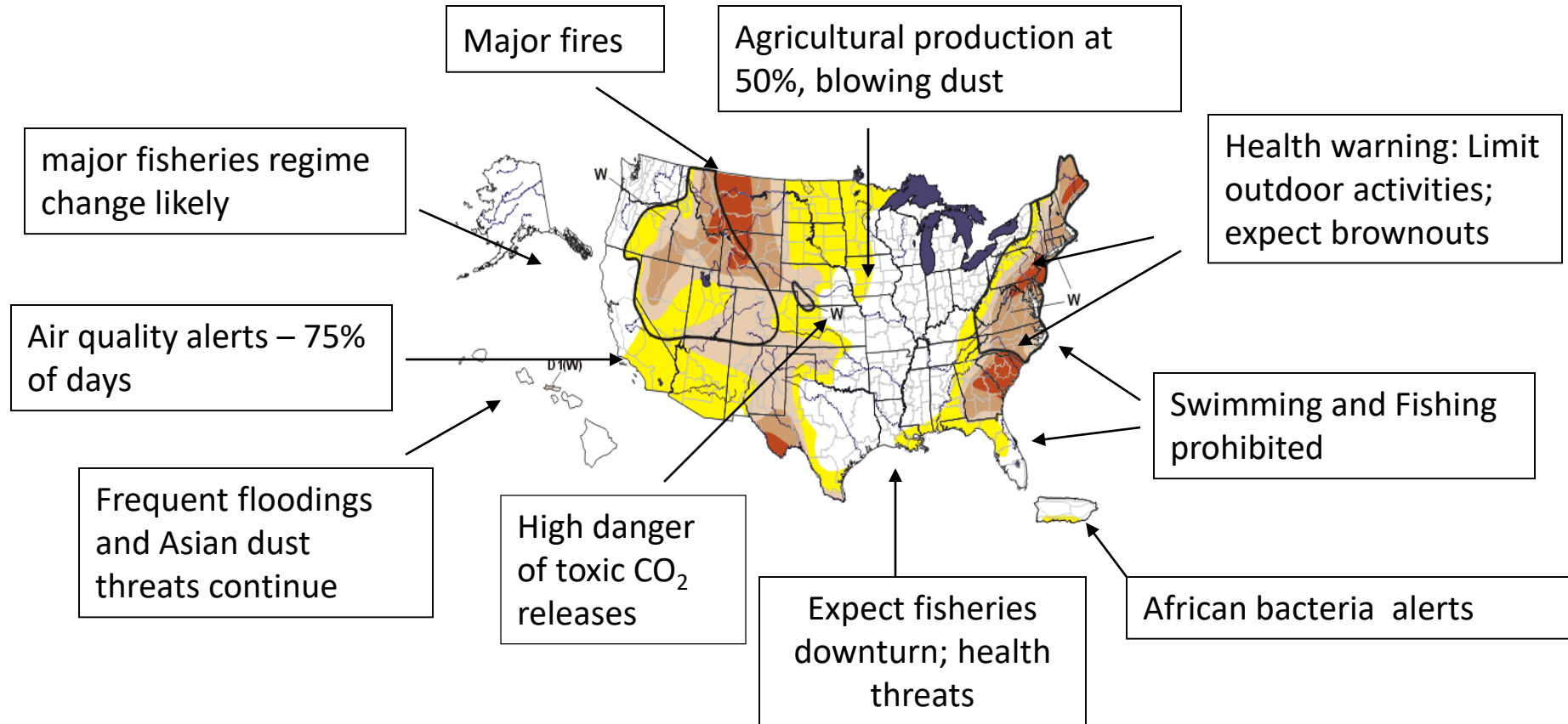
Citizens should have full access to our global commons and the right to be protected from the extreme environmental disruptions:

- Access to clean air
- Access to clean water
- Access to safe food
- Access to natural resources

Environmental prediction of environmental factors is key to address this issue.

What are the prospects for the future?

New **environmental** forecast products will be feasible



Possible threats for the summer: hot, dry and unhealthy

Capability to forecast regional air quality within the global context

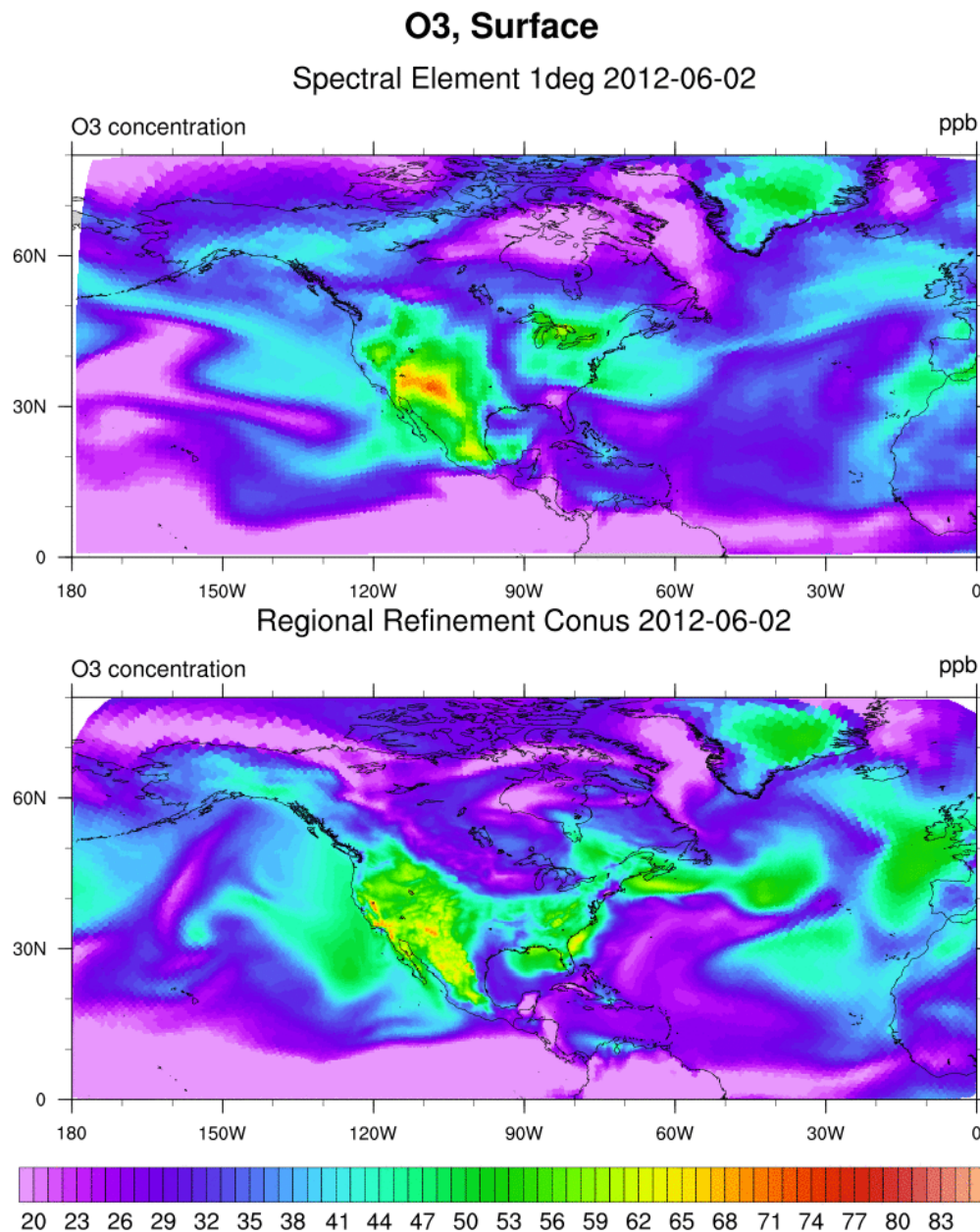
Global model with 100 km resolution

Surface
Ozone

Global model with regional refinement.

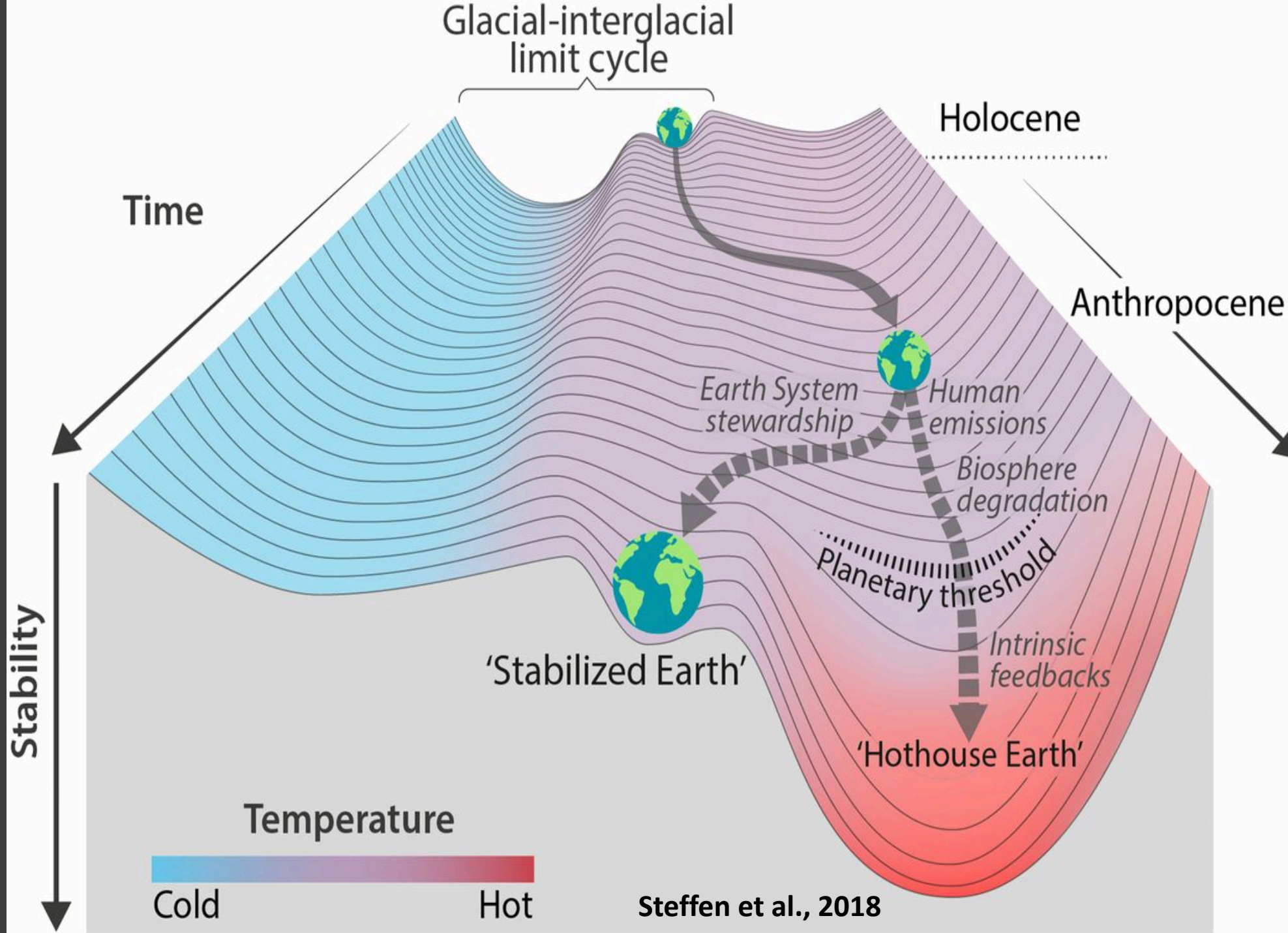
Substantial differences in ozone mixing ratios between coarse grid (~100 km) and regionally-refined grid (~14 km)

Lacey, Schwantes and Tilmes, NCAR

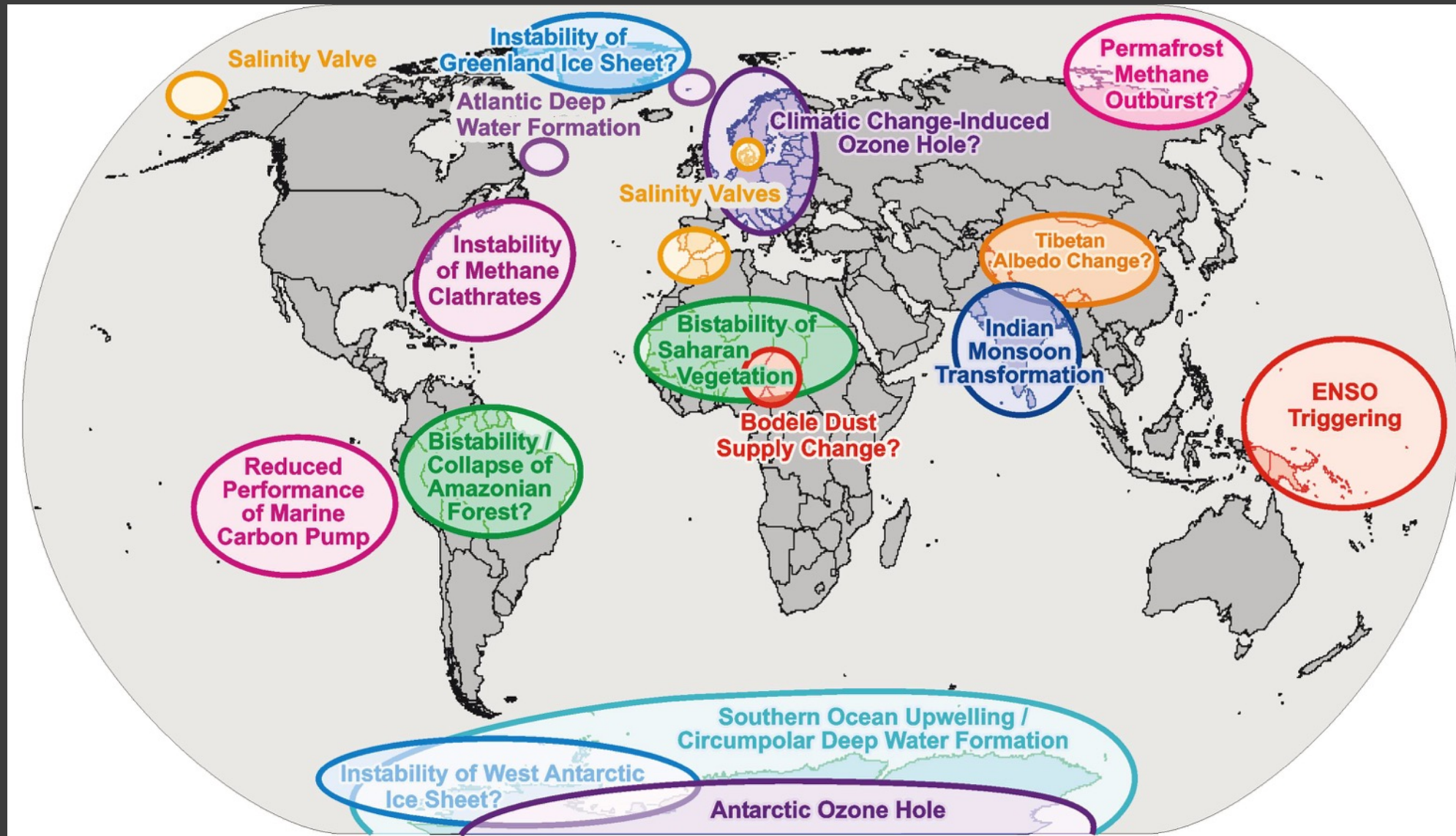


Conclusions

Which trajectory for the Earth System in the Future?



Tipping Elements in the Earth System



Source: Schellnhuber, after Lenton et al, PNAS, 2008

A large oil tanker ship is seen from a high angle, sailing on the ocean. The ship's deck is visible, showing various structures and equipment. The sky is filled with heavy, grey clouds, with a bright light source breaking through near the horizon, creating a dramatic atmosphere. The water is dark and choppy.

**An Uncertain Future on a
Much Hotter Planet?**

**A Return to
Holocene-like
Conditions?**

**We need to decide which
direction we want to take**

Thank You

“Science exists to serve human welfare. It’s wonderful to have the opportunity given us by society to do basic research, but in return, we have a very important moral responsibility to apply that research to benefiting humanity.”

Walter Orr Roberts

